

Issue 612

PS

November  
2003

THE  
PREVENTIVE  
MAINTENANCE  
MONTHLY

TB 43-PS-612

Approved for  
Public Release;  
Distribution is  
Unlimited



GOOD THING  
NOBODY  
EVER TAUGHT  
HIM ABOUT  
GUN PM!

WHO'S THE  
TURKEY NOW,  
PILGRIM?

KLICK

BLIP

Will poor blunderbuss  
PM end the First  
Thanksgiving before  
it can even begin?  
Find out on page 27.

Stryker...

# KEEP CARGO IN PLACE




**F**allen cargo scattered on the road or trail is one of a driver's worst nightmares.


Two tailor-made nets to keep cargo in place are now available for the Stryker Interim Combat Vehicle. Both nets are easily adjustable for a snug fit. Each black nylon net is held in place with snap hooks.

A three-position molded nylon clamp locks a clinching rope, which goes around the entire net. Each net comes with a storage bag and attachment instructions.

**NSN 3940-01-503-8210** gets a net for the top of the vehicle that restrains camouflage netting, poles and gear.



**Use NSN 3940-01-503-8193** to get a cargo net that attaches on the side of the vehicle to hold rucksacks in place.



Make a note of these NSNs until they're added to the vehicle's -10 TM.


Rear cargo net, NSN 3940-01-477-6758



All loads over fifty pounds must be strapped to cargo tie-downs in the back of the vehicle, and the cargo shelf up front. To keep cargo in place, use cargo net, NSN 3940-01-477-6758, for the rear and cargo net, NSN 3940-01-477-7095, for the front.

Front cargo net, NSN 3940-01-477-7095

Make sure you inspect the M-GATOR after an air-drop operation. Eyeball the vehicle for fluid leaks and any loose or damaged components.



Only the driver and passenger can occupy the vehicle in the front seats. Do not pick up any hitchhikers.



Make sure you wear a helmet and eye protection (goggles).



Ammunition must be on a pallet and strapped down in the vehicle's rear cargo area.

